



Southeastern
LAND GROUP






1.5+/- acres in Lee County, Alabama

1.5 +/- Acre Tract in Lee County, AL. This tract is wooded with county road frontage in a private country setting. Power and Water are available at the road. Located on County Road 378 in the Beulah community.

Acreage with Homesite • \$17,000
View online at <http://selg.biz/5774>

selandgroup.com | 1-866-751-LAND







Google

Imagery ©2024 Airbus, Maxar Technologies

selandgroup.com

1-866-751-LAND



EQUAL HOUSING
OPPORTUNITY



